

LATINO VOTERS IN THE 2020 ELECTION

Matt A. Barreto
@realMABarreto


Latino  Decisions

Dec 2, 2020

What happened in 2020

“The Latino Vote” versus “Latino Voters”

1. More than 16.5M Latinos voted, an increase of over 30% from 2016
2. The growth in turnout alone provided the margin of victory in several key states

Latino Decisions Analysis of Vote in Key States From: Albert Morales, Latino Decisions	Latino  Decisions	<i>*Estimates as of 11/20/2020*</i>
<u>Arizona</u> 650,000 total Latino votes cast Vote margin running strong for Biden, 73-25 statewide Latino vote for Biden 474,500 Latino vote for Trump 162,500 Latino net contribution to Biden: 312,000	<u>Wisconsin</u> 100,000 total Latino votes cast Vote margin running strong for Biden, 71-27 statewide *note in high-density Latino precincts in Milwaukee the average Biden vote was 77.4% Latino vote for Biden 71,400 Latino vote for Trump 27,100 Latino net contribution to Biden: 44,300	
<u>Nevada</u> 235,000 total Latino votes cast Vote margin running strong for Biden, 68-30 statewide Latino vote for Biden 159,800 Latino vote for Trump 70,500 Latino net contribution to Biden: 89,300	<u>Pennsylvania</u> 290,000 total Latino votes cast *In dozens of majority-Latino precincts in Philadelphia, avg vote was 77% for Biden Vote margin running strong for Biden, 69-29 statewide Latino vote for Biden 200,100 Latino vote for Trump 84,100 Latino net contribution to Biden: 116,000	
<u>Georgia</u> 185,000 Latino votes Vote margin running 70-30 for Biden among Latinos In Gwinnett County, it was 75% for Biden among Latinos Latino vote for Biden 129,500 Latino vote for Trump 55,500 Latino net contribution to Biden: 74,000		

What happened in 2020

“The Latino Vote” *versus* “Latino Voters”

1. More than 16.5M Latinos voted, an increase of over 30% from 2016
2. The growth in turnout alone provided the margin of victory in several key states
3. Latino voters are diverse, Miami is as representative of all Latino voters, as Vermont is representative of all White voters
4. Comparisons to 2016 vote share are lazy and misguided
 - The 2016 Clinton-Trump dynamic produced an outlier election close to the 75-25 range in Latino vote
 - The 2020 election is not a dramatic increase for Trump, but rather a return to the average 70-30 vote share that Latinos demonstrated during the Obama years
5. Latino families have been hit hard by COVID, both health and economic impacts, and expect the government to act on major stimulus legislation

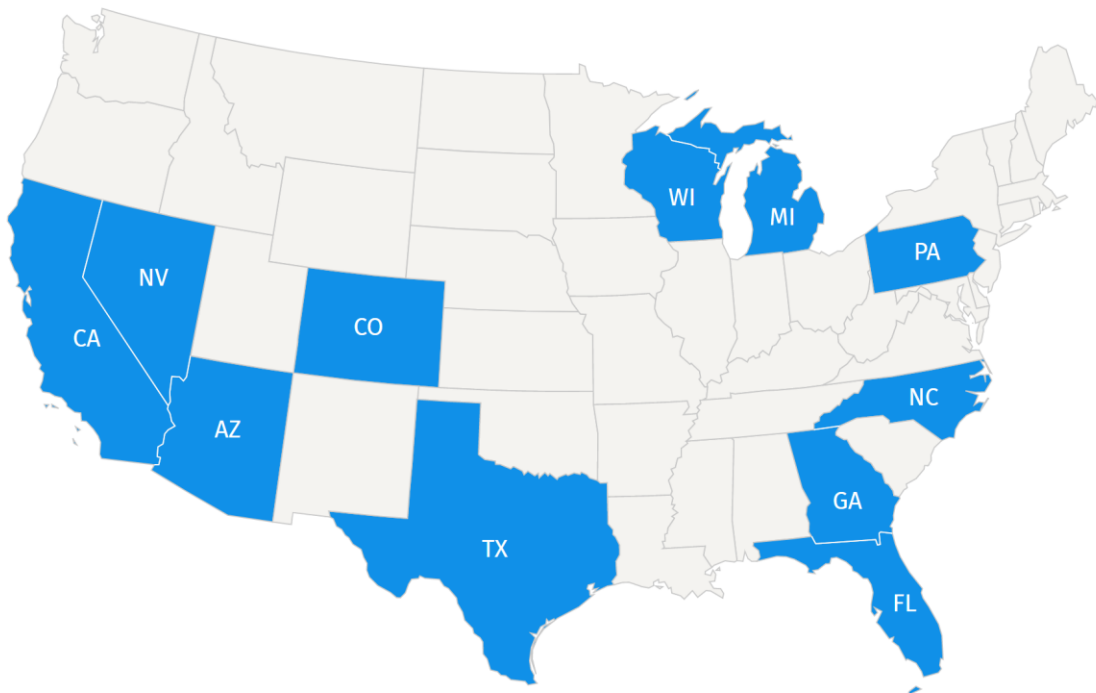
LATINO

BLACK

ASIAN/AAPI

AMERICAN INDIAN

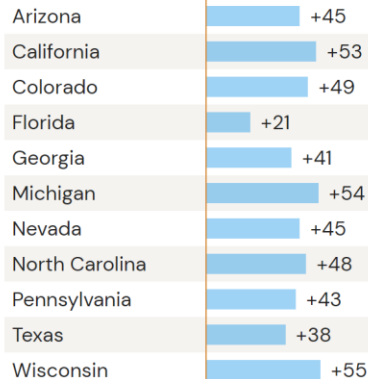
WHITE



Presidential Vote Margin

National Latino +43

States



Latino Origin Groups



Florida ▾



Hispanic Vote in Florida

FILTER APPLIED: Cuban ✕

Presidential Vote



FILTER APPLIED: South American ✕

Presidential Vote



FILTER APPLIED: Puerto Rican ✕

Presidential Vote



FILTER APPLIED: Other Latino ✕

Presidential Vote



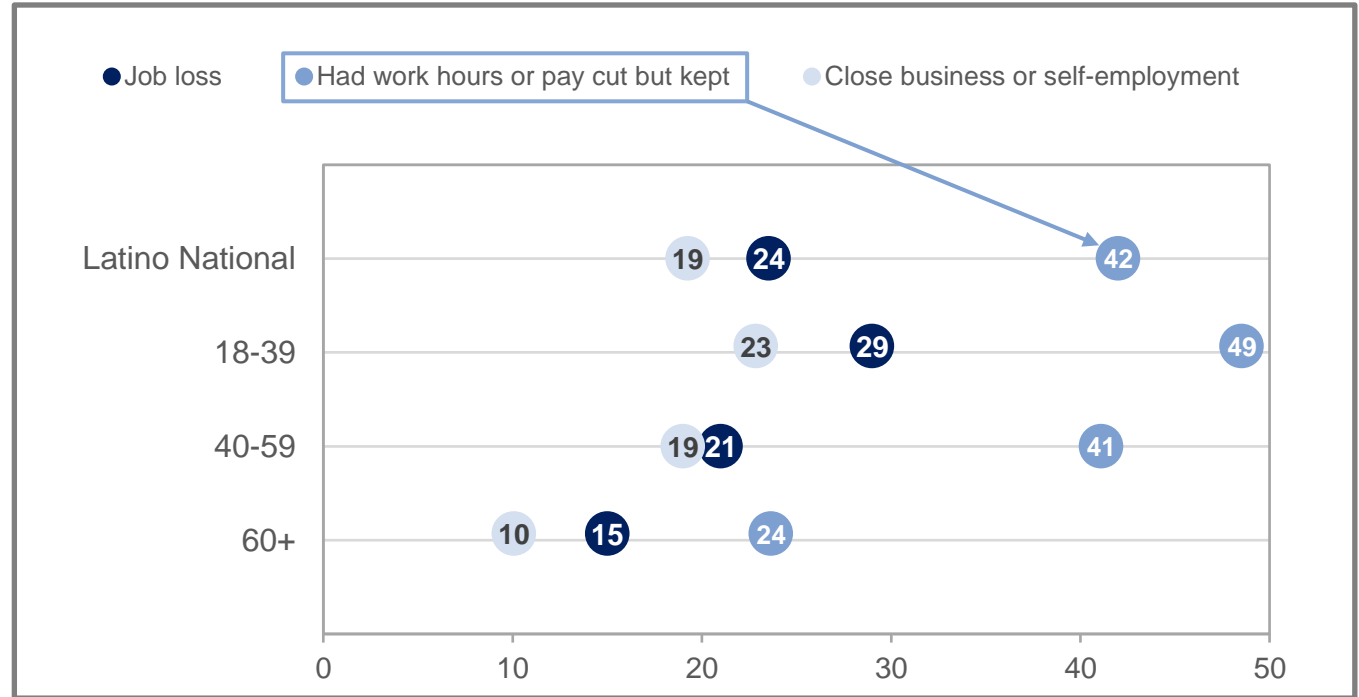
COVID Economic Impact on Latinos

Latinos have been disproportionately economically impacted by the pandemic.

Latino households have lost work or income (lay off, pay cut, closing their business) due to the pandemic.

* 1 in 4 Latino voters are currently unemployed and looking for work

Percent of households that experienced a job loss, pay cut, and/or closed a business they own due to the pandemic.



Strong Support for Economic Stimulus

How important is it to you that the next Congress pass a comprehensive stimulus bill with over 2 trillion dollars in additional funding for unemployment benefits, stimulus payments, small business loans, and support for state and local government.

